



Thermon
South Africa (Pty) Ltd.



Flat Elements

mica and ceramic type



Flat elements and box heaters are primarily used on extruder heads and blowmoulding heads in the plastics industry. Other applications include packaging machines and general heating of containers, pipes and flat metal surfaces.

A distinctive feature of these elements is even heat distribution over a large surface area. Construction consists of heating wire, insulated with either mica plates or ceramic formers. The elements are usually metal encapsulated for mechanical strength.

Mica and Ceramic insulation

Mica Insulation: Mica insulation offers thin construction (4mm), maximum Watts density of 3.5 W/cm² and operation up to 380°C. For process temperatures in excess of 280°, ceramic insulation is preferred.

Ceramic Insulation: Ceramic elements are thicker in construction (12mm) but offer a Watts density of 5.5 W/cm² and operating temperature up to 600°C. Generally ceramic elements are more durable than mica elements, thus offsetting the higher price with a longer life expectancy.

Calculation of maximum Power Rating

Flat Element (Mica):	$P_{\text{max}} (\text{Watts}) = \text{Width (mm)} \times \text{Length (mm)} \times 0.035$
Box Heater (Mica):	$P_{\text{max}} (\text{Watts}) = \text{Width (mm)} \times \text{Circumference (mm)} \times 0.035$
Flat Element (Ceramic):	$P_{\text{max}} (\text{Watts}) = \text{Width (mm)} \times \text{Length (mm)} \times 0.055$

The power rating of the element has an influence on its lifespan. We therefore recommend that a lower power rating is chosen if the process allows it.

Mounting, Storage and Commissioning

Mounting: Good thermal contact between the element and metal surface to be heated is essential. Due to the large surface area and flat construction, warping of elements will result in air pockets, causing hot spots and possible failure of the element. It is therefore important that elements are clamped on tightly, and that clamps are retightened once the elements have reached operating temperature. On flat elements a backing plate of at least 2mm thickness and clamping screws at regular intervals are advisable.



















Storage and Commissioning: Elements are susceptible to moisture and should be stored or used in a dry environment. It is recommendable to heat up the elements gently after a prolonged period out of commission. This allows moisture to escape and prevents damage to the elements. Some temperature controllers have a "soft start" feature, but a similar result is achieved by turning the temperature controller down initially.



Ordering Code and Options

When ordering please provide the product code as detailed below, *also specify element rating (Watts), supply voltage, length of cable (if applicable), inner dimensions (diameter,*

length, width...) and a sketch with details of holes, cut-outs, the positions of terminations, etc.

Type		Termination	
UH <input type="text"/>		<input type="text"/>	
QM = mica box with 2 terminations and 2 clamping plates 	FO = flat mica element 	kettle plug (15A)*: 1R 1T  	
QH = mica box with 1 termination and 2 clamping plates 	FM = mica metal-clad element 	flat pin kettle plug (15A)*: ER ET  	
QF = mica box with 1 termination and 4 clamping plates 	FP = mica metal-clad element with backing plate 	cable and connector block (15A)**: 2R 2T  	
QG = mica box with 2 terminations and 4 clamping plates 	FC = flat ceramic element 	sealed termination (6A)***: 3B 3T 3R   	
QU = 3 sided mica box 	FE = capsulated flat ceramic heater 	twin terminal post (15A): 4 	
QL = Lshaped mica box 	X = other (please specify on drawing)	separate terminal posts (15A): A 	
Options <input type="text"/>		sandwich tail (15A)***: 5 	
S3 = 9mm stainless steel backing plate S6 = 6mm stainless steel backing plate M3 = 9mm mild steel backing plate M6 = 6mm mild steel backing plate TB6 = 1/4' TC Bracket TB7 = 3/8' TC Bracket		cable termination (15A)***#: 6R 6T  	
		three phase termination (15A)**: 7 60 x 80 x W (mm) 35 A / 24 kW max. C 55 x 55 x W (mm) 22 A / 15 kW max. 	
X = other (please specify on drawing)			

* Please refer to accessory page to order matching plugs / sockets

** Cable not included

*** Specify cable length when ordering

Cable not shown

Thermon SA reserves the right to make any kind of design or functional modification without prior notice.

